

**SDLANCH  
INTELLIGENT CO LTD**

☎ Phone:0537-3162017  
✉ E-mail:info@sdlanch.com  
🌐 Website:www.sdlanch.com



**Golf Cart**



# COMPANY PROFILE

## SDLANCH INTELLIGENT CO., LTD

Since 2016 and is located on the first floor of an office building in Huangtun Street, Guangan Road, High-tech Zone, Jining City, Shandong Province. It is a high-tech innovative enterprise integrating research and development, production and sales. Up to now, it has set up offices and regional overseas warehouses in the United States, Russia, the United Kingdom, Spain, Australia, South Korea, Saudi Arabia and other places. The total area of the factory is 105,000 square meters. It has 2 R&D centers, 3 independent factories, 9 standard workshops, and 700 employees with degrees ranging from PhDs to Masters and Bachelors. Among them, there are 100+ senior technicians, 30+ R&D engineers, and 20+ senior engineers. The company holds the "ISO:9001 Quality Management System Certification" and international authoritative third-party certifications such as the US EPA, EU CE, Euro-V, and SGS. The company has over 1,000 SKUs and its products are exported to 170 countries and regions.

## Catalog

Product Introduction	01
SDLGC2SEATS Golf cart	03
SDLGC(2+2)4SEATS Golf cart	05
SDLGC4SEATS Golf cart	07
SDLGC(4+2)6SEATS Golf cart	09
SDLGC6SEATS Golf cart	11
SDLGB2SEATS Golf cart	13
SDLGB(2+2)4SEATS Golf cart	15
SDLGB4SEATS Golf cart	17
SDLGB(4+2)6SEATS Golf cart	19
SDLGA2SEATS Golf cart	21
SDLGA(2+2)4SEATS Golf cart	23
SDLGA4SEATS Golf cart	25
SDLGA(4+2)6SEATS Golf cart	27
Vehicle details display	29



# GOLF CARTS

Golf carts are an environmentally friendly passenger vehicle designed specifically for golf courses. They are not only used to quickly transport players and their equipment on golf courses to save energy, but are also used as a means of transportation in resorts, villa areas, garden-style hotels, tourist attractions, and other places. These vehicles are favored for their low chassis, excellent handling stability, small turning radius, shock absorption performance, and comfortable driving experience.

The use of golf carts has expanded from traditional golf courses to a wider range of fields, including but not limited to tourism, community patrols and management, etc. With the development of technology and the growth of market demand, the application field of golf carts is constantly expanding, and it has gradually become an ideal choice for transportation within closed park sections.



## PRODUCT FEATURES

01

### HIGH-PERFORMANCE MOTOR:

Equipped with 3-7KW motor, it provides strong power and stable acceleration.

### KINETIC ENERGY RECOVERY SYSTEM:

Standard kinetic energy recovery, which recovers electricity during braking and downhill to improve efficiency.

02

03

### INDEPENDENT SUSPENSION SYSTEM:

McPherson independent front suspension, which improves driving stability and handling.

### FLEXIBLE OPERATION:

The steering wheel is height-adjustable, with a small turning radius and flexible operation.

04

05

### COMFORTABLE RIDING EXPERIENCE:

It adopts vacuum off-road wide tires with excellent shock absorption performance, providing a smooth and comfortable ride.

### ACTIVE TOP WINDOW DESIGN:

It is equipped with an active top window and an emergency closing crank to increase the convenience of use.

06

07

### ENVIRONMENTAL PROTECTION AND ENERGY SAVING:

It uses open lead-acid batteries, which are both environmentally friendly and accelerating.

### SELF-DIAGNOSIS SYSTEM:

The battery model is equipped with a self-diagnosis system to facilitate fault diagnosis and management.

08



# SDLGC

## 2 SEATS

Vehicle size:2500\*1280\*2000(mm)  
Minimum ground clearance:240(mm)  
Wheelbase:1680(mm)  
Front wheelbase:720(mm)  
Rear wheelbase:820(mm)



### TECHNICAL PARAMETERS

The key components	
Chassis	High strength carbon steel
Battery	48V150AH
Motor	AC,5KW
Controller	HERCULES Fully intelligent controller
Parameters	
Passenger capacity	2
Range (based on top speed)	> 80
Top speed	40km/h (Adjustable)
Maximum Climbing Degree	25%
Body	
Body	PP hard plastic front body+Pp hard plastic rear body
Ceiling	Engineering hard plastic
Steering wheels	Carbon fiber
Windshield	Foldable
Ceiling support	There are
Seat belt	Four-seat two-point seat belts
Seat	Artificial leather
(1)Backrest and seat cushion	Waterproof seat cushion
(2)Handrail	Black PP hard plastic
(3)Bottom shell	PP hard plastic
Carpet	Anti-slip floor mat
Dash board	Forward/backward switch Battery capacity display Bluetooth screen mirroring multi-function soft ware application
USB Port	There are
Car play	There are
Vin number	There are
Coaster	4个
Wheel eyebrow	PP hard plastic
Parameters	
Lighting system and speakers	2 Headlights, 2 front turn signals, front LED lights, 2 LED taillights (each taillight consists of 1 brake light and 1 turn signal), horn.
Reverse alarm	There are
Speaker	There are
Charger	Smart charger
Parameters	
Vehicle steering system	Self-adjusting rack and pinion
Brake system	Four-wheel disc brake + electromagnetic parking Brake
Suspension System	Front: McPherson strut independent suspension Rear:corbel suspension
Tires	23X10.5-14inch
The color of car	All regular colors available



# SDLGC

## (2+2)4 SEATS

Vehicle size:2900\*1280\*2000(mm)

Minimum ground clearance:240(mm)

Wheelbase:1680(mm)

Front wheelbase:720(mm)

Rear wheelbase:820(mm)



### TECHNICAL PARAMETERS

The key components	
Chassis	High strength carbon steel
Battery	48V150AH
Motor	AC,5KW
Controller	HERCULES Intelligent controller
Parameters	
Passenger capacity	4
Range (based on top speed)	> 80
Top speed	40km/h (Adjustable)
Maximum Climbing Degree	25%
Body	
Body	PP hard plastic front body+Pp hard plastic rear body
Ceiling	Engineering hard plastic
Steering wheels	Carbon fiber
Windshield	Foldable
Ceiling support	There are
Seat belt	Four-seat two-point seat belts
Seat	Artificial leather
(1)Backrest and seat cushion	Waterproof seat cushion
(2)Handrail	Black Pp hard plastic
(3)Bottom shell	PP hard plastic
Carpet	Anti-slip floor mat
Dash board	Forward/backward switch Battery capacity display Bluetooth screen mirroring multi-function software application
USB Port	There are
Car play	There are
Vin number	There are
Coaster	4个
Wheel eyebrow	PP hard plastic
Parameters	
Lighting system and speakers	2 Headlights, 2 front turn signals, front LED lights, 2 LED taillights (each taillight consists of 1 brake light and 1 turn signal), horn.
Reverse alarm	There are
Speaker	There are
Charger	Smart charger
Parameters	
Vehicle steering system	Self-adjusting rack and pinion
Brake system	Four-wheel disc brake + electromagnetic parking brake
Suspension System	Front: McPherson strut independent suspension Rear:corbel suspension
Tires	23X10.5-14inch
The color of car	All regular colors available



# SDLGC

## 4 SEATS

Vehicle size:3150\*1280\*2000(mm)

Minimum ground clearance:240(mm)

Wheelbase:2460(mm)

Front wheelbase:720(mm)

Rear wheelbase:820(mm)



### TECHNICAL PARAMETERS

The key components	
Chassis	High strength carbon steel
Battery	48V150AH
Motor	AC,5KW
Controller	HERCULES Fully intelligent controller
Parameters	
Passenger capacity	4
Range (based on top speed)	> 80
Top speed	40km/h (Adjustable)
Maximum Climbing Degree	25%
Body	
Body	PP hard plastic front body+Pp hard plastic rear body
Ceiling	Engineering hard plastic
Steering wheels	Carbon fiber
Windshield	Foldable
Ceiling support	There are
Seat belt	Four-seat two-point seat belts
Seat	Artificial leather
(1)Backrest and seat cushion	Waterproof seat cushion
(2)Handrail	Black Pp hard plastic
(3)Bottom shell	PP hard plastic
Carpet	Anti-slip floor mat
Dash board	Forward/backward switch Battery capacity display Bluetooth screen mirroring multi-function Software application
USB Port	There are
Car play	There are
Vin number	There are
Coaster	4个
Wheel eyebrow	PP hard plastic
Parameters	
Lighting system and speakers	2 Headlights, 2 front turn signals, front Led lights, 2 LED Taillights (each taillight consists of 1 brake light and 1 turn signal), horn.
Reverse alarm	There are
Speaker	There are
Charger	Smart charger
Parameters	
Vehicle steering system	Self-adjusting rack and pinion
Brake system	Four-wheel disc brake + electromagnetic parking Brake
Suspension System	Front: McPherson strut independent suspension Rear:corbel suspension
Tires	23X10.5-14inch
The color of car	All regular colors available



# SDLGC

## (4+2)6 SEATS

Vehicle size:3650\*1280\*2000(mm)  
Minimum ground clearance:240(mm)  
Wheelbase:2460(mm)  
Front wheelbase:720(mm)  
Rear wheelbase:820(mm)



### TECHNICAL PARAMETERS

The key components	
Chassis	High strength carbon steel
Battery	48V150AH
Motor	AC,5KW
Controller	HERCULES Fully intelligent controller
Parameters	
Passenger capacity	6
Range (based on top speed)	> 80
Top speed	40km/h (Adjustable)
Maximum Climbing Degree	25%
Body	
Body	PP hard plastic front body+Pp hard plastic rear body
Ceiling	Engineering hard plastic
Steering wheels	Carbon fiber
Windshield	Foldable
Ceiling support	There are
Seat belt	Four-seat two-point seat belts
Seat	Artificial leather
(1)Backrest and seat cushion	Waterproof seat cushion
(2)Handrail	Black Pp hard plastic
(3)Bottom shell	PP hard plastic
Carpet	Anti-slip floor mat
Dash board	Forward/backward switch Battery capacity display Bluetooth screen mirroring multi-function Software application
USB Port	There are
Car play	There are
Vin number	There are
Coaster	4个
Wheel eyebrow	PP hard plastic
Parameters	
Lighting system and speakers	2 Headlights, 2 front turn signals, front Led lights, 2 LED Taillights (each taillight consists of 1 brake light and 1 turn Signal), horn.
Reverse alarm	There are
Speaker	There are
Charger	Smart charger
Parameters	
Vehicle steering system	Self-adjusting rack and pinion
Brake system	Four-wheel disc brake + electromagnetic parking Brake
Suspension System	Front: McPherson strut independent suspension Rear:corbel suspension
Tires	23X10.5-14inch
The color of car	All regular colors available



# SDLGC

## 6 SEATS

Vehicle size:3950\*1280\*2000(mm)

Minimum ground clearance:240(mm)

Wheelbase:3220(mm)

Front wheelbase:720(mm)

Rear wheelbase:820(mm)



### TECHNICAL PARAMETERS

The key components	
Chassis	High strength carbon steel
Battery	48V150AH
Motor	AC,5KW
Controller	HERCULES Fully intelligent controller
Parameters	
Passenger capacity	6
Range (based on top speed)	> 80
Top speed	40km/h (Adjustable)
Maximum Climbing Degree	25%
Body	
Body	PP hard plastic front body+Pp hard plastic rear body
Ceiling	Engineering hard plastic
Steering wheels	Carbon fiber
Windshield	Foldable
Ceiling support	There are
Seat belt	Four-seat two-point seat belts
Seat	Artificial leather
(1)Backrest and seat cushion	Waterproof seat cushion
(2)Handrail	Black Pp hard plastic
(3)Bottom shell	PP hard plastic
Carpet	Anti-slip floor mat
Dash board	Forward/backward switch Battery capacity display Bluetooth screen mirroring multi-function software application
USB Port	There are
Car play	There are
Vin number	there are
Coaster	4个
Wheel eyebrow	PP hard plastic
Parameters	
Lighting system and speakers	2 Headlights, 2 front turn signals, front LED lights, 2 LED taillights (each taillight consists of 1 brake light and 1 turn signal), horn.
Reverse alarm	There are
Speaker	There are
Charger	Smart charger
Parameters	
Vehicle steering system	Self-adjusting rack and pinion
Brake system	Four-wheel disc brake + electromagnetic parking brake
Suspension System	Front: McPherson strut independent suspension Rear:corbel suspension
Tires	23X10.5-14inch
The color of car	All regular colors available



# SDLGB

## 2 SEATS

Vehicle size:2500\*1250\*1950(mm)  
Minimum ground clearance:220(mm)  
Wheelbase:1680(mm)  
Front wheelbase:720(mm)  
Rear wheelbase:820(mm)



### TECHNICAL PARAMETERS

The key components	
Chassis	High strength carbon steel
Battery	48V150AH
Motor	AC,4KW
Controller	Empower Fully intelligent controller
Parameters	
Passenger capacity	2
Range (based on top speed)	> 80
Top speed	30km/h (Adjustable)
Maximum Climbing Degree	20%
Body	
Body	PP hard plastic front body+Pp hard plastic rear body
Ceiling	Engineering hard plastic
Steering wheels	Engineering hard plastic
Windshield	Foldable
Ceiling support	There are
Seat belt	Four-seat two-point seat belts
Seat	Artificial leather
(1)Backrest and seat cushion	Waterproof seat cushion
(2)Handrail	Black Pp hard plastic
(3)Bottom shell	PP hard plastic
Carpet	Anti-slip floor mat
Dash board	Forward/backward switch Battery capacity display
USB Port	There is not
Car play	There is not
Vin number	There are
Coaster	4个
Wheel eyebrow	PP hard plastic
Parameters	
Lighting system and speakers	2 Headlights, 2 front turn signals, front LED lights, 2 LED taillights (each taillight consists of 1 brake light and 1 turn signal), horn.
Reverse alarm	There are
Speaker	There are
Charger	Smart charger
Parameters	
Vehicle steering system	Self-adjusting rack and pinion
Brake system	Four-wheel disc brake + electromagnetic parking brake
Suspension System	Front: McPherson strut independent suspension Rear:Steel plate spring+ cartridge damping
Tires	23X10.5-12inch
The color of car	All regular colors available



# SDLGB

## (2+2)4 SEATS

Vehicle size:2900\*1280\*2000(mm)  
Minimum ground clearance:220(mm)  
Wheelbase:1680(mm)  
Front wheelbase:720(mm)  
Rear wheelbase:820(mm)



### TECHNICAL PARAMETERS

The key components	
Chassis	High strength carbon steel
Battery	48V150AH
Motor	AC,4KW
Controller	Empower Fully intelligent controller
Parameters	
Passenger capacity	4
Range (based on top speed)	> 80
Top speed	30km/h (Adjustable)
Maximum Climbing Degree	20%
Body	
Body	PP hard plastic front body+PP hard plastic rear body
Ceiling	Engineering hard plastic
Steering wheels	Engineering hard plastic
Windshield	Foldable
Ceiling support	There are
Seat belt	Four-seat two-point seat belts
Seat	Artificial leather
(1)Backrest and seat cushion	Waterproof seat cushion
(2)Handrail	Black PP hard plastic
(3)Bottom shell	PP hard plastic
Carpet	Anti-slip floor mat
Dash board	Forward/backward switch Battery capacity display
USB Port	There is not
Car play	There is not
Vin number	There are
Coaster	4个
Wheel eyebrow	PP hard plastic
Parameters	
Lighting system and speakers	2 Headlights, 2 front turn signals, front LED lights, 2 LED taillights (each taillight consists of 1 brake light and 1 turn Signal), horn.
Reverse alarm	There are
Speaker	There are
Charger	Smart charger
Parameters	
Vehicle steering system	Self-adjusting rack and pinion
Brake system	Four-wheel disc brake + electromagnetic parking brake
Suspension System	Front: McPherson strut independent suspension Rear:Steel plate spring+ cartridge damping
Tires	23X10.5-12inch
The color of car	All regular colors available



# SDLGB

## 4 SEATS

Vehicle size:3150\*1280\*2000(mm)  
Minimum ground clearance:220(mm)  
Wheelbase:2460(mm)  
Front wheelbase:720(mm)  
Rear wheelbase:820(mm)



### TECHNICAL PARAMETERS

The key components	
Chassis	High strength carbon steel
Battery	48V150AH
Motor	AC,4KW
Controller	Empower Fully intelligent controller
Parameters	
Passenger capacity	4
Range (based on top speed)	> 80
Top speed	30km/h (Adjustable)
Maximum Climbing Degree	20%
Body	
Body	PP hard plastic front body+PP hard plastic rear body
Ceiling	Engineering hard plastic
Steering wheels	Engineering hard plastic
Windshield	Foldable
Ceiling support	There are
Seat belt	Four-seat two-point seat belts
Seat	Artificial leather
(1)Backrest and seat cushion	Waterproof seat cushion
(2)Handrail	Black Pp hard plastic
(3)Bottom shell	PP hard plastic
Carpet	Anti-slip floor mat
Dash board	Forward/backward switch Battery capacity display
USB Port	There is not
Car play	There is not
Vin number	There are
Coaster	4个
Wheel eyebrow	PP hard plastic
Parameters	
Lighting system and speakers	2 Headlights, 2 front turn signals, front LED lights, 2 LED taillights (each taillight consists of 1 brake light and 1 turn Signal), horn.
Reverse alarm	There are
Speaker	There are
Charger	Smart charger
Parameters	
Vehicle steering system	Self-adjusting rack and pinion
Brake system	Four-wheel disc brake + electromagnetic parking brake
Suspension System	Front: McPherson strut independent suspension Rear:Steel plate spring+ cartridge damping
Tires	23X10.5-12inch
The color of car	All regular colors available



# SDLGB

## 4+2(6 SEATS)

Vehicle size:3650\*1280\*2000(mm)  
Minimum ground clearance:220(mm)  
Wheelbase:2460(mm)  
Front wheelbase:720(mm)  
Rear wheelbase:820(mm)



### TECHNICAL PARAMETERS

The key components	
Chassis	High strength carbon steel
Battery	48V150AH
Motor	AC,4KW
Controller	Empower Fully intelligent controller
Parameters	
Passenger capacity	6
Range (based on top speed)	> 80
Top speed	30km/h (Adjustable)
Maximum Climbing Degree	20%
Body	
Body	PP hard plastic front body+PP hard plastic rear body
Ceiling	Engineering hard plastic
Steering wheels	Engineering hard plastic
Windshield	Foldable
Ceiling support	There are
Seat belt	Four-seat two-point seat belts
Seat	Artificial leather
(1)Backrest and seat cushion	Waterproof seat cushion
(2)Handrail	Black PP hard plastic
(3)Bottom shell	PP hard plastic
Carpet	Anti-slip floor mat
Dash board	Forward/backward switch Battery capacity display
USB Port	There is not
Car play	There is not
Vin number	There are
Coaster	4个
Wheel eyebrow	PP hard plastic
Parameters	
Lighting system and speakers	2 Headlights, 2 front turn signals, front LED lights, 2 LED taillights (each taillight consists of 1 brake light and 1 turn signal), horn.
Reverse alarm	There are
Speaker	There are
Charger	Smart charger
Parameters	
Vehicle steering system	Self-adjusting rack and pinion
Brake system	Four-wheel disc brake + electromagnetic parking brake
Suspension System	Front: McPherson strut independent suspension Rear:Steel plate spring+ cartridge damping
Tires	23X10.5-12inch
The color of car	All regular colors available



# SDLGA

## 2 SEATS

Vehicle size:2450\*1200\*1950(mm)  
Minimum ground clearance:200(mm)  
Wheelbase:1680(mm)  
Front wheelbase:700(mm)  
Rear wheelbase:800(mm)



### TECHNICAL PARAMETERS

The key components	
Chassis	High strength carbon steel
Battery	60V100AH
Motor	AC,3.5KW
Controller	Empower Fully intelligent controller

Parameters	
Passenger capacity	2
Range (based on top speed)	> 70
Top speed	30km/h (Adjustable)
Maximum Climbing Degree	18%

Body	
Body	PP hard plastic front body+PP hard plastic rear body
Ceiling	Engineering hard plastic
Steering wheels	Engineering hard plastic
Windshield	Foldable
Ceiling support	There are
Seat belt	Four-seat two-point seat belts
Seat	Artificial leather
(1)Backrest and seat cushion	Waterproof seat cushion
(2)Handrail	Black PP hard plastic
(3)Bottom shell	PP hard plastic
Carpet	Anti-slip floor mat
Dash board	Forward/backward switch Battery capacity display
USB Port	There is not
Car play	There is not
Vin number	There are
Coaster	4个
Wheel eyebrow	Pp hard plastic

Parameters	
Lighting system and speakers	2 Headlights, 2 front turn signals, front LED lights, 2 LED taillights (each taillight consists of 1 brake light and 1 turn signal), horn.
Reverse alarm	There are
Speaker	There are
Charger	Smart charger

Parameters	
Vehicle steering system	Self-adjusting rack and pinion
Brake system	Four-wheel disc brake + hydraulic brakes
Suspension System	Front: Semi-floating suspension Rear: Steel plate spring + cartridge damping
Tires	23X10.5-12inch
The color of car	All regular colors available



# SDLGA

## (2+2)4 SEATS

Vehicle size:2450\*1200\*1950(mm)  
Minimum ground clearance:200(mm)  
Wheelbase:1680(mm)  
Front wheelbase:700(mm)  
Rear wheelbase:800(mm)



### TECHNICAL PARAMETERS

The key components	
Chassis	High strength carbon steel
Battery	60V100AH
Motor	AC,3.5KW
Controller	Empower Fully intelligent controller

Parameters	
Passenger capacity	2
Range (based on top speed)	> 70
Top speed	30km/h (Adjustable)
Maximum Climbing Degree	18%

Body	
Body	PP hard plastic front body+PP hard plastic rear body
Ceiling	Engineering hard plastic
Steering wheels	Engineering hard plastic
Windshield	Foldable
Ceiling support	There are
Seat belt	Four-seat two-point seat belts
Seat	Artificial leather
(1)Backrest and seat cushion	Waterproof seat cushion
(2)Handrail	Black PP hard plastic
(3)Bottom shell	PP hard plastic
Carpet	Anti-slip floor mat
Dash board	Forward/backward switch Battery capacity display
USB Port	There is not
Car play	There is not
Vin number	There are
Coaster	4个
Wheel eyebrow	Pp hard plastic

Parameters	
Lighting system and speakers	2 Headlights, 2 front turn signals, front LED lights, 2 LED taillights (each taillight consists of 1 brake light and 1 turn signal), horn.
Reverse alarm	There are
Speaker	There are
Charger	Smart charger

Parameters	
Vehicle steering system	Self-adjusting rack and pinion
Brake system	Four-wheel disc brake + hydraulic brakes
Suspension System	Front: Semi-floating suspension Rear: Steel plate spring + cartridge damping
Tires	23X10.5-12inch
The color of car	All regular colors available



# SDLGA

## Front row 4 SEATS

Vehicle size:3100\*1200\*1950(mm)  
Minimum ground clearance:200(mm)  
Wheelbase:2370(mm)  
Front wheelbase:700(mm)  
Rear wheelbase:800(mm)



### TECHNICAL PARAMETERS

The key components	
Chassis	High strength carbon steel
Battery	60V100AH
Motor	AC,3.5KW
Controller	Empower Fully intelligent controller

Parameters	
Passenger capacity	2
Range (based on top speed)	> 70
Top speed	30km/h (Adjustable)
Maximum Climbing Degree	18%

Body	
Body	PP hard plastic front body+PP hard plastic rear body
Ceiling	Engineering hard plastic
Steering wheels	Engineering hard plastic
Windshield	Foldable
Ceiling support	There are
Seat belt	Four-seat two-point seat belts
Seat	Artificial leather
(1)Backrest and seat cushion	Waterproof seat cushion
(2)Handrail	Black PP hard plastic
(3)Bottom shell	PP hard plastic
Carpet	Anti-slip floor mat
Dash board	Forward/backward switch Battery capacity display
USB Port	There is not
Car play	There is not
Vin number	There are
Coaster	4个
Wheel eyebrow	Pp hard plastic

Parameters	
Lighting system and speakers	2 Headlights, 2 front turn signals, front LED lights, 2 LED taillights (each taillight consists of 1 brake light and 1 turn signal), horn.
Reverse alarm	There are
Speaker	There are
Charger	Smart charger

Parameters	
Vehicle steering system	Self-adjusting rack and pinion
Brake system	Four-wheel disc brake + hydraulic brakes
Suspension System	Front: Semi-floating suspension Rear: Steel plate spring + cartridge damping
Tires	23X10.5-12inch
The color of car	All regular colors available



# SDLGA

## Front row 6 SEATS

Vehicle size:3850\*1200\*1950(mm)  
Minimum ground clearance:200(mm)  
Wheelbase:2980(mm)  
Front wheelbase:700(mm)  
Rear wheelbase:800(mm)



### TECHNICAL PARAMETERS

The key components	
Chassis	High strength carbon steel
Battery	60V100AH
Motor	AC,3.5KW
Controller	Empower Fully intelligent controller
Parameters	
Passenger capacity	2
Range (based on top speed)	> 70
Top speed	30km/h (Adjustable)
Maximum Climbing Degree	18%
Body	
Body	PP hard plastic front body+PP hard plastic rear body
Ceiling	Engineering hard plastic
Steering wheels	Engineering hard plastic
Windshield	Foldable
Ceiling support	There are
Seat belt	Four-seat two-point seat belts
Seat	Artificial leather
(1)Backrest and seat cushion	Waterproof seat cushion
(2)Handrail	Black PP hard plastic
(3)Bottom shell	PP hard plastic
Carpet	Anti-slip floor mat
Dash board	Forward/backward switch Battery capacity display
USB Port	There is not
Car play	There is not
Vin number	There are
Coaster	4个
Wheel eyebrow	Pp hard plastic
Parameters	
Lighting system and speakers	2 Headlights, 2 front turn signals, front LED lights, 2 LED taillights (each taillight consists of 1 brake light and 1 turn signal), horn.
Reverse alarm	There are
Speaker	There are
Charger	Smart charger
Parameters	
Vehicle steering system	Self-adjusting rack and pinion
Brake system	Four-wheel disc brake + hydraulic brakes
Suspension System	Front: Semi-floating suspension Rear: Steel plate spring + cartridge damping
Tires	23X10.5-12inch
The color of car	All regular colors available



# VEHICLE DETAILS DISPLAY



12Inch Grass tire



12Inch off road tire



14 Inch off road tire



14 Inch grass tire



14 Inch Mine tire




14 Inch off road tire



Steel side step



LOGO Bumper



Motor



Tempered glass



Deluxe seats with headrests



Rear bag position



Lithium Battery



Insulated bucket



# VEHICLE DETAILS DISPLAY




McPherson independent suspension



Double boom independent suspension



Wireless charging



Front basket



Soundbar



One-click start



Bumper 1




Bumper 2



Solar Panel



Carbon fiber interior



Sunshade



Foot mat